
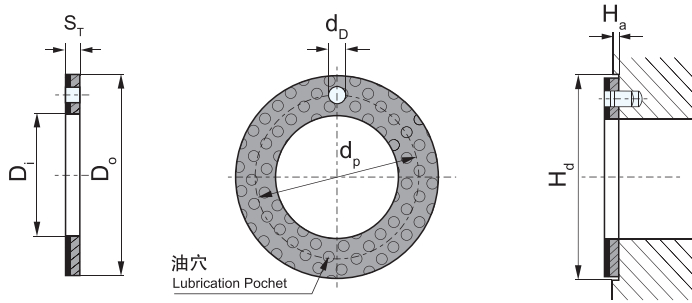


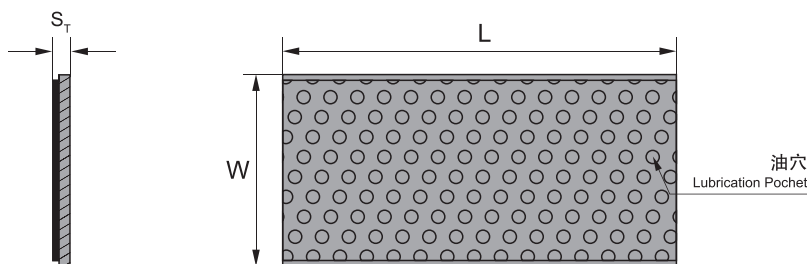
JLB-2WC 垫片规格及公差 JLB-2WC Thrust Washer Specification & Tolerance



单位Unit: mm

轴径 Shaft D_s	型号规格 Standard No.	垫片尺寸 Washer size				安装尺寸 Assemble size		
		$D_i+0.25$	$D_o-0.25$	$S_T-0.05$	$d_p \pm 0.125$	$d_b^{+0.4}_{+0.1}$	$H_a \pm 0.2$	$H_a+0.12$
8	W10	10	20	1.5	15	1.5	1	20
10	W12	12	24		18			24
12	W14	14	26		20			26
14	W16	16	30		23			30
16	W18	18	32		25	32		
18	W20	20	36		28	36		
20	W22	22	38		30	38		
22	W24	24	42		33	42		
24	W26	26	44		35	44		
26	W28	28	48		38	48		
30	W32	32	54		43	54		
36	W38	38	62		50	62		
40	W42	42	66		54	66		
46	W48	48	74		61	74		
50	W52	52	78	65	78			
60	W62	62	90	76	90			

JLB-2SP 板材标准公制尺寸 JLB-2SP Strip Standard Metric Size



单位Unit: mm

型号规格 Standard No.	长度 $L \pm 1$	宽度 $W \pm 1$	厚壁 Wall thickness $S_s -0.05$
JLB-2SP	500	150	1.0
JLB-2SP	500	150	1.5
JLB-2SP	500	150	2.0
JLB-2SP	500	150	2.5